





NIFTY SPOT : IMMEDIATE SUPPORT AT 14760-14640

NIFTY[N59901] 14628.50, 14883.20, 14617.60, 14867.35, 7830738000, 2.48%
Price Avg (E, 13)



Source: IRIS, BP Equities Research

Technical View

Index opened the week with a positive note and remained strong throughout the week and bucked the trend of lower high and lower low on weekly basis. Index has reversed after taking support near 13 EMA, in the past also this moving average has acted as good support on intermediate corrections which suggests the recent trough to act as immediate support for short term. RSI has formed positive reversal with price, a failure to violate the recent trough will provide further strength to price. Volume has remained low because of truncated week, participation from volume is required for any sustainable recovery. **Going ahead index has immediate support at 14760-14640, till it maintains above this zone it is expected to continue relief towards 15020-15160 while support past 14640 comes at 14470.**

Key Data

% Change (D)	1.20
% Change (W)	2.48
21 SMA (D)	14840
21 SMA (W)	14161
100 SMA (D)	14139
100 SMA (W)	11769
MACD (D)	(38.96)
MACD (W)	744.96
RSI (D)	52.21
RSI (W)	63.60

NIFTY : 14867

SUP :14760-14640-14470

RES : 15020-15160-15290

HANSRAJ MODI,CMT,HEAD TECHNICAL & DERIVATIVE
hansrajmodi@bpwealth.com

AAKASH CHAUHAN, DERIVATIVE ANALYST
aakash@bpwealth.com

ROHAN SHAH, TECHNICAL ANALYST
rohanshah@bpwealth.com

RICHES VANARA, RESEARCH ASSOCIATE
riches@bpwealth.com



BANKNIFTY : IMMEDIATE SUPPORT AT 33130

BANKNIFTY[N59906] 33615.90, 33990.80, 33151.80, 33858.00, 7830738000, 1.62%

Price Avg (E, 13)



Source: IRIS, BP Equities Research

Technical View

Index opened the week with a positive note and remained sideways positive during the truncated week. Index is placed around 13 EMA which has acted as immediate support on intermediate declines, also it coincides with up sloping trend line which make the recent trough an important support for short term. RSI has formed positive reversal with price, a failure to violate the recent trough will provide further strength to price. **Going ahead index has immediate support at 33130, till it maintains above this level it is expected to continue its relief towards 34575-35060 while support past 33130 comes at 32430-32160.**

Key Data

% Change (D)	1.66
% Change (W)	1.62
21 SMA (D)	34575
21 SMA (W)	32427
100 SMA (D)	32405
100 EMA (W)	27624
MACD (D)	(408.31)
MACD (W)	2291.11
RSI (D)	46.30
RSI (W)	61.46

BANKNIFTY : 33858

SUP : 33130-32430-32160

RES : 34575-35060-35700

MOMENTUM PICKS

FLUOROCHEM

BUY

FLUOROCHEM[N13750] 575.10, 616.00, 565.80, 610.65, 169640, 5.22%
Price Avg (S, 21)



Source: IRIS, BP Equities Research

Technical View

After sharp up move from Nov'20-Dec'20 stock underwent sideways correction and is consolidating in the range of 630-530 for the past three months and recently has reversed after forming trough at multiple support zone. Stock is moving in an up sloping channel and has recently reversed after taking support at the lower trend line; also it coincides with long term up sloping trend line which increases the reliability of the recent trough to act as strong support for short term. Recently stock has reversed after forming bullish reversal candlestick near 13EMA which suggests short term trend to turn bullish. RSI earlier has formed positive reversal and is now forming higher low which is a bullish signal and compliments the bullish view of price.

We recommend to BUY FLUOROCHEM at CMP and on any dips towards 590 for the target of 720 while stop loss comes at 559 in 2-4 weeks.

Execution Data

Target (Rs)	720
Stop loss (Rs)	559
Buying Range (Rs)	CMP-590
Last Close Price (Rs)	611
% change weekly	5.2

Key Data

21 SMA (D)	592
21 SMA (W)	578
MACD (W)	24
RSI (W)	58
MARKET CAP	67(B)



MOMENTUM PICKS

RELAXO

RELAXO[N24225] 885.00, 910.00, 870.00, 904.35, 646943, 2.70%
Price Avg (E, 13)

BUY



Source: IRIS, BP Equities Research

Technical View

The stock has given breakout from Pennant a bullish continuation price pattern after which it is expected to resume its previous up move. After sharp up move from Sep'20-Jan'21 stock has remained sideways for over two months and now has given breakout from this consolidation which is a bullish signal for short term trend. Stock has formed candlesticks with longer lower shadow near previous peak which suggests the recent trough is a demand zone, also the recent trough coincides with 13EMA in the past also 13 EMA has acted as strong support on intermediate correction which suggests the recent trough to act as strong support for short term trend. RSI has reversed from its oversold zone and has given a bullish crossover which is a bullish signal and compliments the bullish view of price. Volume has declined during correction and now has started advancing on breakout which is supportive of up move.

We recommend to BUY REALXO @CMP for the target of 1060 while stop loss comes at 838 in 2-4 weeks.

Execution Data

Target (Rs)	1060
Stop loss (Rs)	838
Buying Range (Rs)	CMP
Last Close Price (Rs)	904
% change weekly	2.7

Key Data

21 SMA (D)	853
21 SMA (W)	824
MACD (W)	48
RSI (W)	69
MARKET CAP	224.7(B)



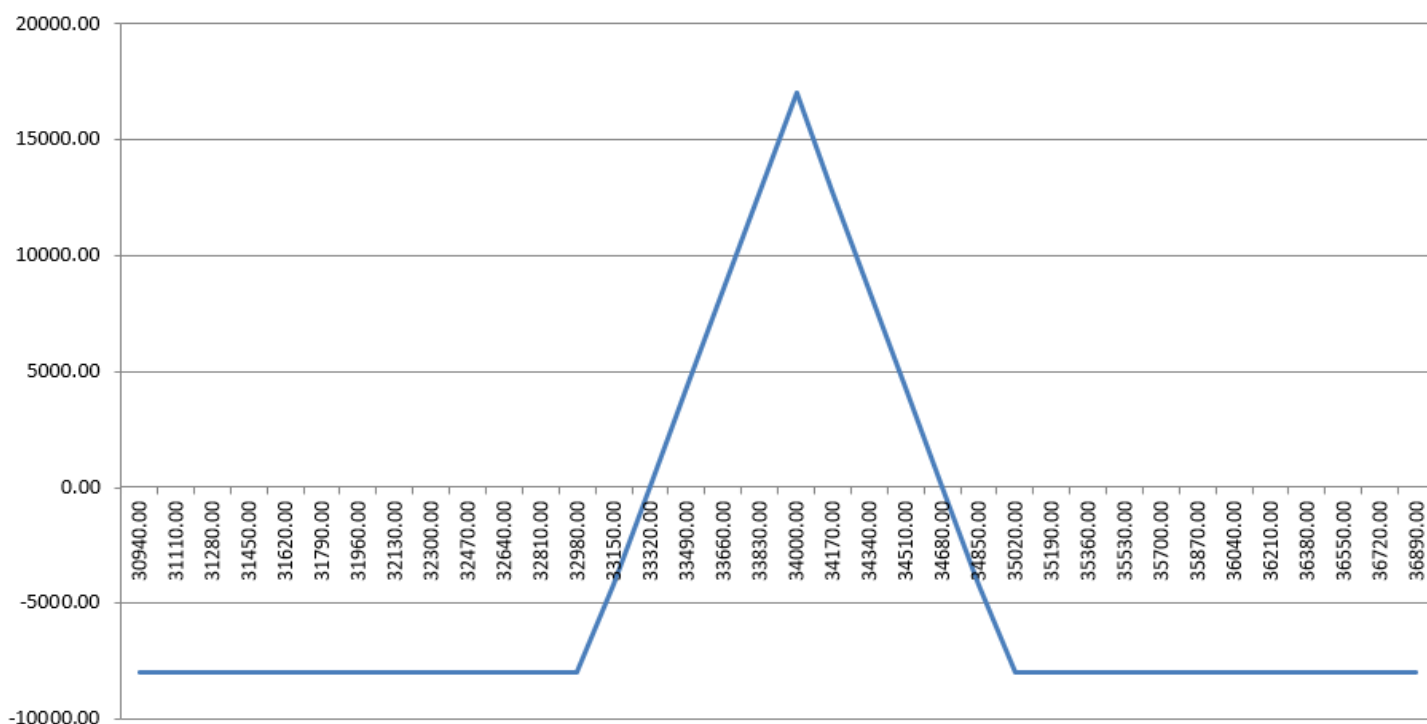
BANKNIFTY OPTION STRATEGY

Banknifty closed 1.62% higher this week @ 33858. We have seen call addition in 34500, 34000, 35000 call options as call writers are active in these strike prices and we have seen major put addition in 33500, 33000, 32500 put options as put writers are writing put options. Highest Put option volume is visible in 33500 PE which will act as a good support and highest volume on call side is visible in 34000 CE. Highest OI concentration is visible in 33500 PE which will act as a support and 34000 CE which will act as a resistance. Banknifty max pain is at 33700.

OPTION STRATEGY: -

STRATEGY : SELL 34000 CE @ 494, BUY 35000 CE @ 118 AND SELL 34000 PE @ 442, BUY 33000 PE @ 136 (8APRIL21 EXPIRY)
 MAX PROFIT : Rs.17050
 MAX LOSS : Rs.7950
 LOT SIZE : 25 Shares
 BREAK EVEN POINT : 33318 - 34682
 MARGIN REQUIRED : Rs.80000 APPROX

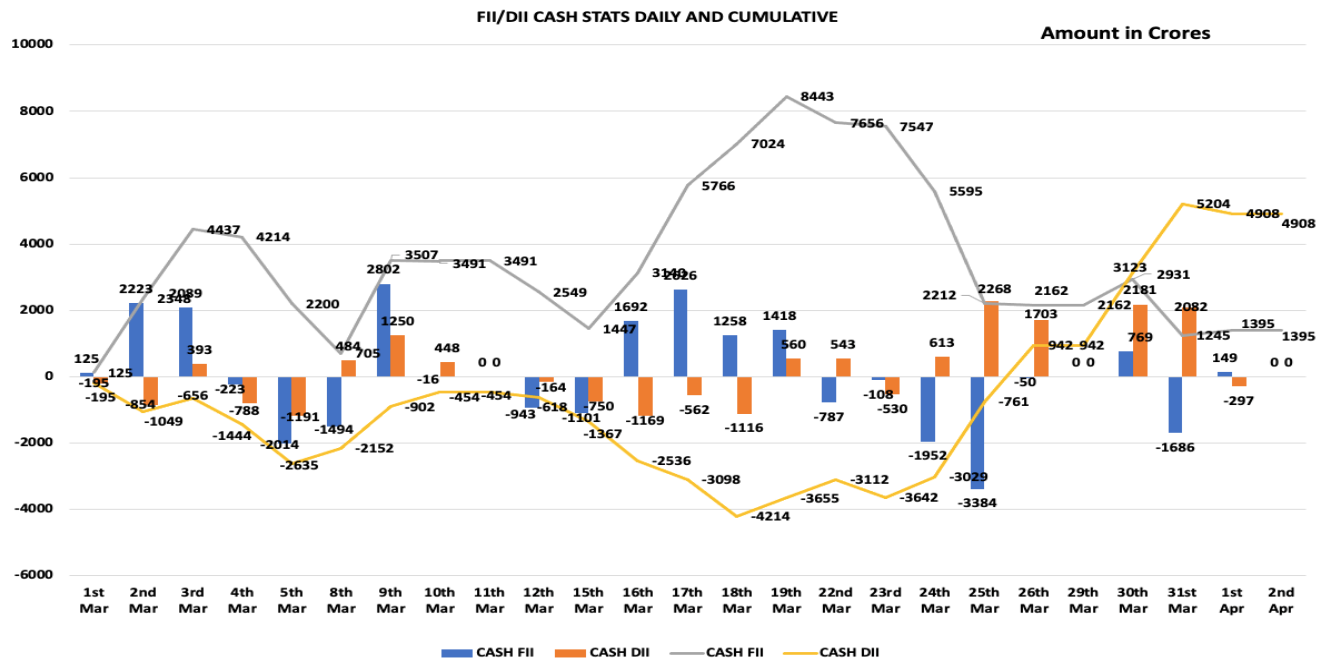
OPTION PAYOFF: -





FII DII DATA

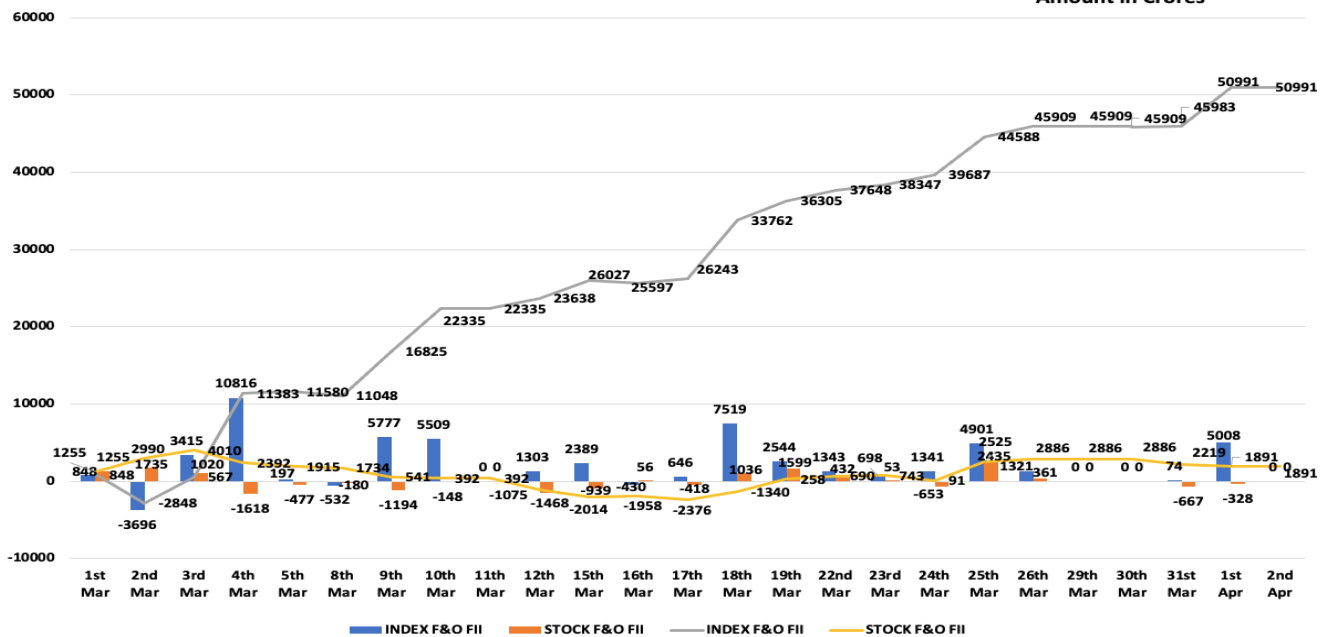
FII DII CASH DATA



FII F&O DATA

FII F&O STATS DAILY AND CUMULATIVE

Amount in Crores





MOMENTUM PICK PERFORMANCE

DATE	ACTION	STOCK	EP	SL	TGT	CMP	STATUS	%GAIN
15-Oct	BUY	BERGER PAINTS	613	585	670	764	TARGET ACHIEVED	7%
19-Oct	BUY	OFSS	3225	3030	3600-3800	3209	FAIL	(6%)
19-Oct	BUY	KANSAINER	502	466	580	592	TARGET ACHIEVED	12%
20-Oct	BUY	GODREJCP	691	669	742	726	FAIL	(3%)
22-Oct	BUY	VOLTAS	713	675	790	1006	TARGET ACHIEVED	8%
26-Oct	BUY	ASHOKLEY	81.8	74	98	118	TARGET ACHIEVED	13%
26-Oct	BUY	CEATLTD	1122	1033	1300	1596	TARGET ACHIEVED	5%
28-Oct	BUY	HDFCLIFE	591	572	630	691	TARGET ACHIEVED	5%
02-Nov	BUY	KPRMILL	739	683	850	1061	TARGET ACHIEVED	8%
02-Nov	BUY	TATACONSUM	493	465	560	650	TARGET ACHIEVED	14%
02-Nov	BUY	COLPAL	1516	1434	1700	1563	PROFIT BOOKED @ 1598	5%
09 Nov	BUY	ESCORTS	1285	1200	1460	1274	TARGET ACHIEVED	6%
09 Nov	BUY	CROMPTON	309	289	350	393	FAIL	(7%)
12 Nov	BUY	JUBILANT	700	674	770	713	TARGET ACHIEVED	8%
17 Nov	BUY	AUOPHARMA	852	790	989	881	PROFIT BOOKED @910	7%
17 Nov	BUY	HINDALCO	209	194	240	350	TARGET ACHIEVED	10%
23 Nov	BUY	CCL	260	242	300	231	PROFIT BOOKED @268	3%
23 Nov	BUY	ENDURANCE	1084	1020	1260	1441	TARGET ACHIEVED	13%
23 Nov	BUY	POLYCAB	958	890	1100	1396	TARGET ACHIEVED	7%
03 Dec	BUY	CESC	620	585	690	606	FAIL	(6%)
07 Dec	BUY	BHARATFORG	552	512	630	613	FAIL	(7%)
07 Dec	BUY	MARICO	395	367	450	407	PROFIT BOOKED @ 422	7%
09 Dec	BUY	OFSS	3118	2960	3405	3209	TARGET ACHIEVED	8%
14 Dec	BUY	GLENMARK	527	490	615	483	FAIL	(7%)
14 Dec	BUY	ECLERX	809	757	936	1108	FAIL	(7%)
21-Dec	BUY	MPHASIS	1373	1280	1580	1747	TARGET ACHIEVED	12%
21-Dec	BUY	RELAXO	787	740	886	904	TARGET ACHIEVED	9%
28-Dec	BUY	SBILIFE	874	820	985	883	PROFIT BOOKED @ 953	9%
28-Dec	BUY	LALPATHLAB	2272	2120	2630	2730	PROFIT BOOKED @ 2440	7%
04-Jan	BUY	BAJAJ-AUTO	3481	3320	3834	3743	TARGET ACHIEVED	7%
04-Jan	BUY	METROPOLIS	2015	1880	2320	2160	TARGET ACHIEVED	12%
11-Jan	BUY	CRISIL	1956	1835	2210	1788	FAIL	(6%)
11-Jan	BUY	PIIND	2340	2200	2680	2250	FAIL	(6%)
18-Jan	BUY	CESC	692	640	790	606	FAIL	(8%)



DATE	ACTION	STOCK	EP	SL	TGT	CMP	STATUS	%GAIN
18-Jan	BUY	PEL	1625	1522	1835	1780	FAIL	(7%)
25-Jan	BUY	GODREJCP	790	745	880	726	FAIL	(6%)
25-Jan	BUY	FORTIS	165	152	198	202	TARGET ACHIEVED	20%
28-Jan	BUY	AJANTA PHARMA	1755	1680	1980	1748	EXIT	(0.85%)
15-Feb	BUY	CDSL	538	496	630	656	TARGET ACHIEVED	17%
15-Feb	BUY	MGL	1141	1045	1350	1182	PARTIAL BOOKED @ 1251	10%
22-Feb	BUY	HINDPETRO	244-233	224	289	238	OPEN	-
22-Feb	BUY	PETRONET	252	233	302	228	FAIL	(8%)
08-March	BUY	CUB	173.4	160	210	161	FAIL	(8%)
08-March	BUY	SBILIFE	904	940	1040	884	PARTIAL BOOKED @ 983	9%
15-March	BUY	AJANTPHARM	1833	1720	2150	1748	OPEN	-
15-March	BUY	COFORGE	2722	2516	3225	2933	PARTIAL BOOKED @ 2940	8%
22-March	BUY	AARTIDRUGS	750-720	675	905	719	OPEN	-
22-March	BUY	ITC	223-215	205	270	220	OPEN	-
30-March	BUY	ECLERX	1029	960	1230	1108	OPEN	-
30-March	BUY	LALPATHLAB	2571-2500	2380	3000	2731	OPEN	-

OPTION STRATEGY PERFORMANCE

DATE	ACTION	STOCK	EP	SL	TGT	EXIT	STATUS	Gain/Loss
23-Nov	BUY	BANKNIFTY SPREAD	587	800	0	310	CLOSED	6925
23-Nov	BUY	NIFTY SPREAD	139	200	0	86	CLOSED	3975
1-Dec	BUY	BANKNIFTY SPREAD	578	761	0	258	CLOSED	8000
1-Dec	BUY	NIFTY SPREAD	139	200	0	145	CLOSED	-450
7-Dec	BUY	BANKNIFTY SPREAD	499	700	0	309	CLOSED	4750
14-Dec	BUY	BANKNIFTY SPREAD	552	750	0	281	CLOSED	6775
21-Dec	BUY	BANKNIFTY SPREAD	476	600	0	366	CLOSED	2750
28-Dec	BUY	BANKNIFTY SPREAD	477	600	0	600	CLOSED	-3075
4-Jan	BUY	BANKNIFTY SPREAD	530	680	0	680	CLOSED	-3750
11-Jan	BUY	BANKNIFTY SPREAD	488	600	0	390	CLOSED	2450
18-Jan	BUY	BANKNIFTY SPREAD	568	750	0	299	CLOSED	6725
25-Jan	BUY	BANKNIFTY SPREAD	534	700	0	700	CLOSED	-4150
8-Feb	BUY	BANKNIFTY SPREAD	430	600	0	105	CLOSED	8125
15-Feb	BUY	BANKNIFTY SPREAD	613	750	0	497	CLOSED	2900
22-Feb	BUY	BANKNIFTY SPREAD	617	750	0	658	CLOSED	-1025
1-March	BUY	BANKNIFTY SPREAD	427	600	0	286	CLOSED	3525
8-March	BUY	BANKNIFTY SPREAD	486	650	0	310	CLOSED	4400
15-March	BUY	BANKNIFTY SPREAD	495	650	0	387	CLOSED	2700
22-March	BUY	BANKNIFTY SPREAD	525	700	0	375	CLOSED	3750
29-March	BUY	BANKNIFTY SPREAD	660	800	0	500	CLOSED	4000

**Technical Research Desk****Tel: +91 22 61596406/11****Institutional Sales Desk****Tel: +91 22 61596403/04/05****Disclaimer Appendix****Analyst s holding in the Stock : Nil****Analyst s Certification:**

We analysts and the authors of this report, hereby certify that all of the views expressed in this research report accurately reflect our personal views about any and all of the subject issuer s or securities. We also certify that no part of our compensation was, is, or will be directly or indirectly related to the specific recommendation s or view s in this report. Analysts aren't registered as research analysts by FINRA and might not be an associated person of the BP Equities Pvt. Ltd. Institutional Equities.

General Disclaimer

This report has been prepared by the research department of BP EQUITIES Pvt. Ltd, is for information purposes only. This report is not construed as an offer to sell or the solicitation of an offer to buy or sell any security in any jurisdiction where such an offer or solicitation would be illegal.

BP EQUITIES Pvt. Ltd have exercised due diligence in checking the correctness and authenticity of the information contained herein, so far as it relates to current and historical information, but do not guarantee its accuracy or completeness. The opinions expressed are our current opinions as of the date appearing in the material and may be subject to change from time to time. Prospective investors are cautioned that any forward looking statement are not predictions and are subject to change without prior notice.

Recipients of this material should rely on their own investigations and take their own professional advice. BP EQUITIES Pvt. Ltd or any of its affiliates or employees shall not be in any way responsible for any loss or damage that may arise to any person from any inadvertent error in the information contained in this report. BP EQUITIES Pvt. Ltd. or any of its affiliates or employees do not provide, at any time, any express or implied warranty of any kind, regarding any matter pertaining to this report, including without limitation the implied warranties of merchantability, fitness for a particular purpose, and non-infringement. The recipients of this report should rely on their own investigations.

BP EQUITIES Pvt. Ltd and/or its affiliates and/or employees may have interests/ positions, financial or otherwise in the securities mentioned in this report. Opinions expressed are our current opinions as of the date appearing on this material only. While we endeavor to update on a reasonable basis the information discussed in this material, there may be regulatory, compliance, or other reasons that prevent us from doing so.

This report is not directed to or intended for display, downloading, printing, reproducing or for distribution to or use by any person in any locality, state and country or other jurisdiction where such distribution, publication or use would be contrary to the law or regulation or would subject to BP EQUITIES Pvt. Ltd or any of its affiliates to any registration or licensing requirement within such jurisdiction.

Corporate Office:

4th floor, Rustom Bldg,
29, Veer Nariman Road, Fort, Mumbai-400001
Phone- +91 22 6159 6464 Fax-+91 22 6159 6160
Website- www.bpwealth.com

Registered Office:

24/26, 1st Floor, Cama Building,
Dalal street, Fort,
Mumbai-400001

BP Equities Pvt. Ltd.**CIN No: U67120MH1997PTC107392**